

# AQUALITE


## 69265E.A6.050

External part of 2 ways out concealed automatic diverter - finish  
Brushed steel + Titanium Satin

External part



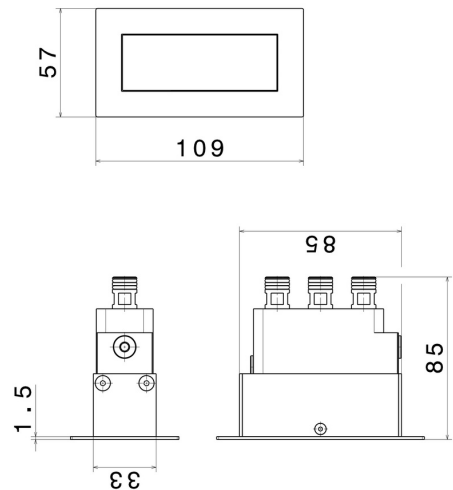
Brushed steel + Titanium Satin




### FEATURES

Material	<b>Stainless Steel</b>
Installation	<b>Wall concealed part</b>
Diverter type	<b>Automatic diverter</b>
Outlets	<b>2 Ways Out</b>
Required for installation	<b><u>69266.00.000</u></b>

### TECHNICAL DRAWING





**AQUALITE**

**69265E.A6.050**

External part of 2 ways out concealed automatic diverter - finish Brushed steel + Titanium Satin

**AVAILABLE FINISHES**

---



**A6.050**

Brushed steel + Titanium Satin



**01.093**

finish Matt Black



**46.093**

finish Brushed steel + Matt black



**50.050**

finish Stainless Steel



**A3.050**

finish Brushed steel + Copper Glossy



**C3.093**

finish Matt black + Copper Glossy



**C6.093**

finish Matt black + Titanium Satin



**M0.070**

finish Titanium Satin



**M0.075**

finish Copper Glossy



**M2.070**

finish Titanium Satin - Matt black



**M2.075**

finish Copper Glossy



**M3.070**

finish Titanium Satin + Copper Glossy



**M6.075**

finish Copper Glossy + Titanium Satin