

AQUALITE


69274E.A6.050

External part of waterfall spout - finish Brushed steel + Titanium Satin

It can be run from the control art. 69264E or from other mixing devices



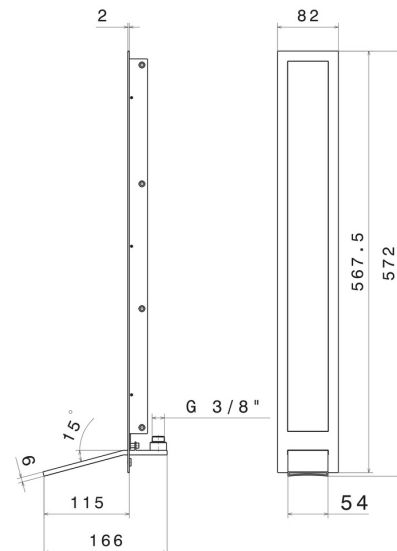
Brushed steel + Titanium Satin




FEATURES

Material	Stainless Steel
Technology	Save Water
Installation	Wall concealed part
Required for installation	<u>69273.00.000</u>

TECHNICAL DRAWING





AQUALITE

69274E.A6.050

External part of waterfall spout - finish Brushed steel + Titanium Satin

AVAILABLE FINISHES



A6.050

Brushed steel + Titanium Satin



01.093

finish Matt Black



46.093

finish Brushed steel + Matt black



50.050

finish Stainless Steel



A3.050

finish Brushed steel + Copper Glossy



C3.093

finish Matt black + Copper Glossy



C6.093

finish Matt black + Titanium Satin



M0.070

finish Titanium Satin



M0.075

finish Copper Glossy



M2.070

finish Titanium Satin - Matt black



M2.075

finish Copper Glossy



M3.070

finish Titanium Satin + Copper Glossy



M6.075

finish Copper Glossy + Titanium Satin