

67636E.M0.070

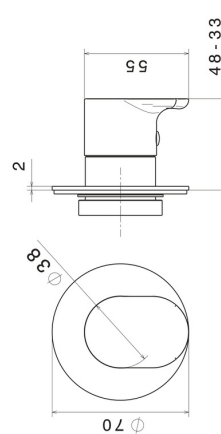
Stop valve. Ø70. External part - finish Titanium Satin



FEATURES

Material	Brass
Installation	Wall concealed part
Control type	Single lever
Outlets	1 Way Out
Required for installation	<u>27891.00.000</u>
Required for installation	<u>27892.00.000</u>
Required for installation	<u>27893.00.000</u>
Required for installation	<u>27894.00.000</u>
Required for installation	<u>27895.00.000</u>

TECHNICAL DRAWING







67636E.M0.070


Stop valve. Ø70. External part - finish Titanium Satin

AVAILABLE FINISHES


 **M0.070**
Titanium Satin

 **01.014**
finish Matt White

 **01.093**
finish Matt Black

 **21.018**
finish Chrome

 **M0.071**
finish Gold Satin

 **M0.072**
finish Copper Satin

 **M0.075**
finish Copper Glossy