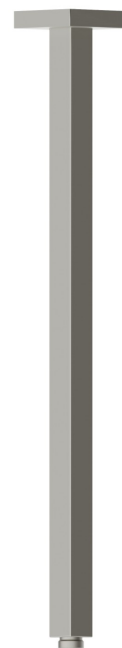
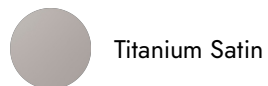


## 26520.M0.070

Braccio soffione a soffitto, quadro, in ottone. L=500 mm. -  
finitura Titanium Satin



### CARATTERISTICHE

---

Materiale

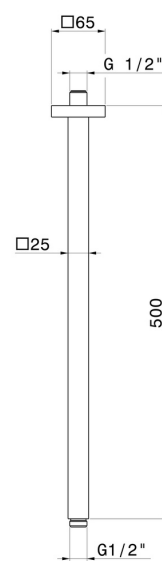
**Ottone**


Installazione

**A soffitto**

### DISEGNO TECNICO

---





**26520.M0.070**

Braccio soffione a soffitto, quadro, in ottone. L=500 mm. - finitura Titanium Satin

**FINITURE DISPONIBILI**

---



**M0.070**

Titanium Satin



**01.014**

finitura Bianco opaco



**01.093**

finitura Nero opaco



**21.018**

finitura Cromo



**47.083**

finitura Groove Bronze



**58.061**

finitura PVD Copper Bronze



**58.063**

finitura PVD Gun Metal



**59.064**

finitura PVD Brushed Gun Metal



**59.066**

finitura PVD Acciaio Spazzolato



**59.067**

finitura PVD Brushed Copper Bronze



**59.097**

finitura PVD Brushed Gold



**59.098**

finitura PVD Brushed Pale Gold

 **61.020**  
finitura PVD Glossy Gold

 **M0.071**  
finitura Gold Satin

 **M0.072**  
finitura Copper Satin

 **M0.075**  
finitura Copper Glossy

 **M0.077**  
finitura Carbon Satin