

27697.21.018

Braccio soffione a soffitto, tondo, in ottone. L=500mm. -
finitura Cromo



CARATTERISTICHE

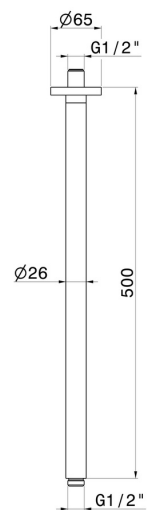
Materiale

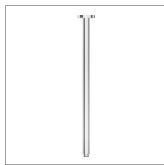
Ottone

Installazione

A soffitto

DISEGNO TECNICO





27697.21.018

Braccio soffione a soffitto, tondo, in ottone. L=500mm. - finitura Cromo

FINITURE DISPONIBILI



21.018

Cromo



01.014

finitura Bianco opaco



01.093

finitura Nero opaco



47.083

finitura Groove Bronze



50.050

finitura Acciaio Inox



58.061

finitura PVD Copper Bronze



58.063

finitura PVD Gun Metal



59.064

finitura PVD Brushed Gun Metal



59.066

finitura PVD Acciaio Spazzolato



59.067

finitura PVD Brushed Copper Bronze



59.097

finitura PVD Brushed Gold



59.098

finitura PVD Brushed Pale Gold


 **61.020**
finitura PVD Glossy Gold

 **M0.070**
finitura Titanium Satin

 **M0.071**
finitura Gold Satin

 **M0.072**
finitura Copper Satin

 **M0.075**
finitura Copper Glossy

 **M0.077**
finitura Carbon Satin