

27697.50.050

Braccio soffione a soffitto, tondo, in ottone. L=500mm. -
finitura Acciaio Inox



CARATTERISTICHE

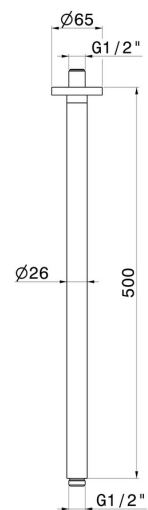
Materiale


Ottone

Installazione

A soffitto

DISEGNO TECNICO





27697.50.050

Braccio soffione a soffitto, tondo, in ottone. L=500mm. - finitura Acciaio Inox

FINITURE DISPONIBILI



50.050

Acciaio Inox



01.014

finitura Bianco opaco



01.093

finitura Nero opaco



21.018

finitura Cromo



47.083

finitura Groove Bronze



58.061

finitura PVD Copper Bronze



58.063

finitura PVD Gun Metal



59.064

finitura PVD Brushed Gun Metal



59.066

finitura PVD Acciaio Spazzolato



59.067

finitura PVD Brushed Copper Bronze



59.097

finitura PVD Brushed Gold



59.098

finitura PVD Brushed Pale Gold


 **61.020**
finitura PVD Glossy Gold

 **M0.070**
finitura Titanium Satin

 **M0.071**
finitura Gold Satin

 **M0.072**
finitura Copper Satin

 **M0.075**
finitura Copper Glossy

 **M0.077**
finitura Carbon Satin