

27697.M0.070

Braccio soffione a soffitto, tondo, in ottone. L=500mm. -
finitura Titanium Satin



CARATTERISTICHE

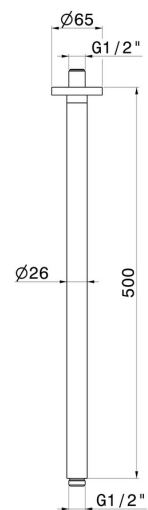
Materiale

Ottone

Installazione

A soffitto

DISEGNO TECNICO





27697.M0.070

Braccio soffione a soffitto, tondo, in ottone. L=500mm. - finitura Titanium Satin

FINITURE DISPONIBILI



M0.070

Titanium Satin



01.014

finitura Bianco opaco



01.093

finitura Nero opaco



21.018

finitura Cromo



47.083

finitura Groove Bronze



50.050

finitura Acciaio Inox



58.061

finitura PVD Copper Bronze



58.063

finitura PVD Gun Metal



59.064

finitura PVD Brushed Gun Metal



59.066

finitura PVD Acciaio Spazzolato




59.067


finitura PVD Brushed Copper Bronze



59.097

finitura PVD Brushed Gold


 **59.098**
finitura PVD Brushed Pale Gold

 **61.020**
finitura PVD Glossy Gold

 **M0.071**
finitura Gold Satin

 **M0.072**
finitura Copper Satin

 **M0.075**
finitura Copper Glossy

 **M0.077**
finitura Carbon Satin