


563E.M0.070

Getto laterale direzionabile, da parete, in ottone, con decoro quadro. Parte esterna - finitura Titanium Satin



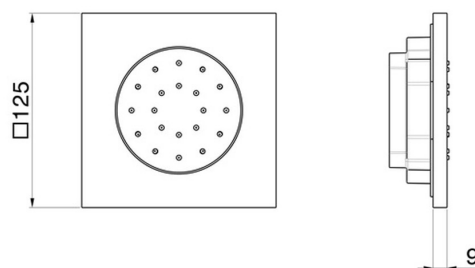
Titanium Satin




CARATTERISTICHE

Materiale	Ottone
Installazione	Incasso a parete
Necessari per l'installazione	<u>28685.00.000</u>

DISEGNO TECNICO





563E.M0.070

Getto laterale direzionabile, da parete, in ottone, con decoro quadro. Parte esterna - finitura Titanium Satin

FINITURE DISPONIBILI



M0.070

Titanium Satin



01.014

finitura Bianco opaco



01.093

finitura Nero opaco



21.018

finitura Cromo



47.083

finitura Groove Bronze



58.061

finitura PVD Copper Bronze



58.063

finitura PVD Gun Metal



59.064

finitura PVD Brushed Gun Metal



59.066

finitura PVD Acciaio Spazzolato



59.067

finitura PVD Brushed Copper Bronze



59.097

finitura PVD Brushed Gold



59.098

finitura PVD Brushed Pale Gold

 **61.020**
finitura PVD Glossy Gold

 **M0.071**
finitura Gold Satin

 **M0.072**
finitura Copper Satin

 **M0.075**
finitura Copper Glossy

 **M0.077**
finitura Carbon Satin