

LINFA II

















Art. 69428E

Parte esterna gruppo miscelatore monocomando a parete per lavabo, senza scarico.

External part basin group consisting of single-lever wall mixer, without pop-up waste set.



FINITURE DISPONIBILI | AVAILABLE FINISHES

 21.018 cromo / <i>chrome</i>	 05.034 cromo+lemon / <i>chrome+lemon</i>
 01.007 nero lucido / <i>glossy black</i>	 05.035 cromo+coffee / <i>chrome+coffee</i>
 01.013 bianco lucido / <i>glossy white</i>	 M0.070 EXCLUSIVE METAL titanium satin
 01.093 nero opaco / <i>matt black</i>	 M0.071 EXCLUSIVE METAL gold satin
 01.014 bianco opaco / <i>matt white</i>	 M0.072 EXCLUSIVE METAL copper satin
 05.007 cromo+nero lucido / <i>chrome+glossy black</i>	 M0.073 EXCLUSIVE METAL titanium glossy
 05.013 cromo+bianco lucido / <i>chrome+glossy white</i>	 M0.074 EXCLUSIVE METAL gold glossy
 05.033 cromo+lime / <i>chrome+lime</i>	 M0.075 EXCLUSIVE METAL copper glossy

DISEGNO TECNICO | TECHNICAL DRAWING

