

COMANDI / CONTROLS

Art. 67636E

1 USCITA:









Rubinetto d'arresto ad incasso da 3/4" con riduzioni da 1/2".
Da abbinare a incasso art. 27891.

1 WAY OUT:

Concealed stop valve with 3/4" connections with adapters to 1/2" with adapters to 1/2". To combine with concealed body art. 27891.



FINITURE DISPONIBILI | AVAILABLE FINISHES

	21.018 cromo / chrome		M0.070 EXCLUSIVE METAL titanium satin
	01.093 nero opaco / matt black		M0.071 EXCLUSIVE METAL gold satin
	01.014 bianco opaco / matt white		M0.072 EXCLUSIVE METAL copper satin
	05.033 cromo+lime / chrome+lime		M0.075 EXCLUSIVE METAL copper glossy

DISEGNO TECNICO | TECHNICAL DRAWING

